

PRESTIGE DOUBLE HUNG WINDOW



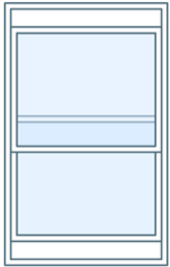
FEATURES

- 01** Superior strength with robust 100mm frames
- 02** Easy to operate due to multi-spring balance system and unique stabilising roller system
- 03** Sashes operate and are contained within the window frame
- 04** Conveniently located key cylinders for easy operation
- 05** Sump sill for extreme weather conditions
- 06** Stylish, high quality hardware that's functional and aesthetically pleasing
- 07** Integrated screen track to support flyscreen, safety or supascreens
- 08** Tested to Australian standards

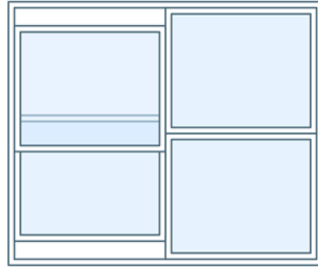
PERFORMANCE

Frame sizes	100mm
Max. window height	2450mm
Max. window width	3690mm
Max. panel width	1230mm
Max. panel weight	42kgs
Max. water rating	600pa
Max. wind rating	6000Pa ULS
Max. glass thickness	20mm
Max. acoustic rating	Rw35
Max. bushfire rating	BAL 40

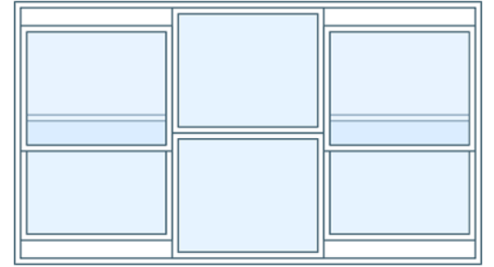
STANDARD CONFIGURATIONS



D



DD



DDD

STANDARD SIZES

**Stud Opening
Size**

660mm

960mm

1260mm

1560mm

1860mm

2160mm

**Frame
Size**

610mm

910mm

1210mm

1510mm

1810mm

2110mm

950mm

900mm



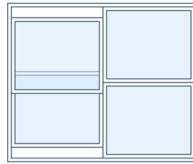
D0906



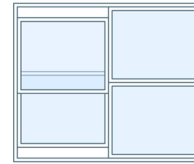
D0909



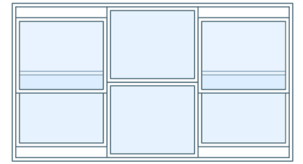
D0912



DD0915



DD0918



DD0921

1250mm

1200mm



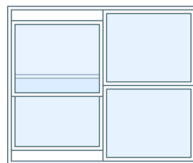
D1206



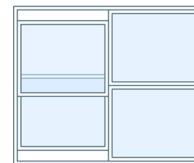
D1209



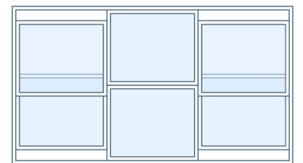
D1212



DD1215



DD1218



DD1221

1550mm

1500mm



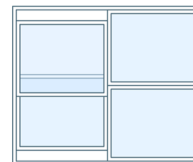
D1506



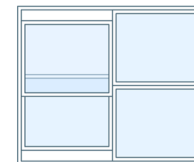
D1509



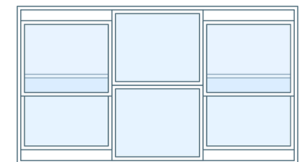
D1512



DD1515



DD1518



DD1521

1850mm

1800mm



D1806



D1809



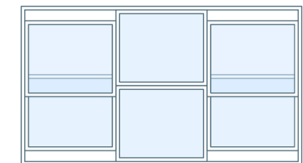
D1812



DD1815




DD1818



DD1821

2150mm

2100mm



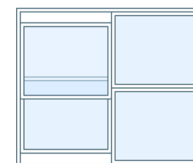
D2106



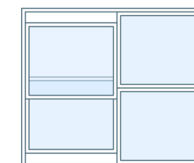
D2109



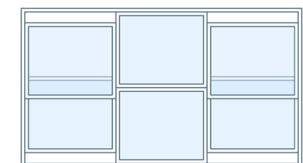
D2112



DD2115



DD2118



DD2121




UPGRADE OPTIONS



FlameShield

If you are constructing in a bushfire-prone area, you are required to use bushfire rated building materials for construction.




Sound Smart

Face a heavily trafficked road and you can't hear yourself think? The Sound Smart range will turn a busy thoroughfare into a blissful urban hum.



Solar Comfort

It is a cost effective way to keep homes at a comfortable temperature all year round, acting as extra insulation from outside elements.



Double Glazing

It is designed to reduce the amount of warmth lost during winter and prevent unwanted heat gain during summer